

OSPI

# Logical Delete FAQ

Customer Support  
January 2019

## Table of Contents

What is a Logical Delete? .....	3
How do records get logically deleted in CEDARS? .....	4
Logical Delete versus exceeding the logical delete threshold .....	5
Where do I view and change the Logical Delete Threshold Settings? .....	6
What does exceeding the logical delete threshold look like? .....	7
What do I do if my submission exceeds the logical delete threshold?.....	11
Can I send another submission the same day I accept a logical delete? .....	13
Can I see what records have been logically deleted after CEDARS loads a submission? .....	14
Can I see what records have been logically deleted if the threshold has not been exceeded? .....	15
How do I know if the submission has processed successfully? .....	15
You should NEVER accept a logical delete if .....	16
Questions? .....	16

## What is a Logical Delete?

The Comprehensive Education Data and Research System (CEDARS) compares each submission a district sends with the last successfully processed submission. The comparison is done by school year; for example, a 2018-2019 submission is compared with the last successfully processed submission for 2018-2019. A logical delete happens when a change is made to a key element in a record in a CEDARS submission. For a list of elements, including 'key' elements, see the Data Element Summary in the [CEDARS Data Manual](#) for the school year in which you are reviewing.

**Please note** – A logical delete is different from a submission exception, although submission exceptions can cause a logical delete.

In order to view Logical Delete information, you will need one of the following user roles in your EDS account:

- CEDARS District Administrator
- CEDARS District User
- CEDARS Report Viewer

If you need access, contact your [District Data Security Manager](#).

Example of the Data Element Summary from the 2018-2019 CEDARS Data Manual, File A:

### DATA ELEMENT SUMMARY

Each box below represents one of the sixteen (16) files that make up a CEDARS submission. Within the box are the data elements that are to be submitted in the file. Data elements referred to as an ID are district assigned values; data elements referred to as Codes are OSPI assigned values.

The key elements for each file are noted in the left-hand column. The combination of key elements within each file creates the primary key which is used to uniquely identify each record.

Location File (A)				
Key		Column Name	Data Type	Required?
Yes	A01	School Year	char(4)	Yes
Yes	A02	County District Code	char(5)	Yes
	A03	District Name	varchar(250)	No
Yes	A04	Location ID	varchar(4)	Yes
Yes	A05	School Code	char(4)	Yes
	A06	School Name	varchar(250)	No
	A07	Initial School Start Date	Date	Yes
	A08	Final School End Date	date	Yes

## How do records get logically deleted in CEDARS?

After a submission is checked for data errors and submission exceptions, CEDARS then checks for records existing in CEDARS from previous successful submissions that it cannot or does not identify in the new submission. CEDARS checks for records to logically delete by school year, it does not compare submission data from other school years.

There are three reasons why CEDARS would be unable to identify a record:

1. A record was submitted in the last submission that successfully processed, but is not present in the most recent submission.

Example: A student registers for classes in the summer and is entered into the district's Student Information System (SIS). The student never shows up and their enrollment data is deleted from the SIS after the district's first submission for the new school year. Since the student and their enrollment data is not present in the second submission, the student's records in CEDARS are logically deleted.

2. A record was submitted in the last submission that successfully processed, but has errors in the most recent submission and therefore is not loaded in the most recent submission.

Example: In the middle of the school year, a data entry error is made on a student's withdrawal code, causing the associated School Student (File C) record to err out in the Submission Exceptions page. Since the student has errors in the most recent submission, the student's School Student record in CEDARS is logically deleted.

**Please note** that this does not mean all submission exceptions will lead to logical deletes. If a record with errors has never been successfully loaded to CEDARS before, or was logically deleted in the past, it will not appear in the logical delete list for the latest submission.

3. A key element used to identify the record has changed. Each table has a combination of elements that identify a record as unique in CEDARS and are used to identify records. These elements are called key elements. If any data reported in a key element changes, the old record will be logically deleted and replaced with what CEDARS sees as a new record.

## Logical Delete versus exceeding the logical delete threshold

Logical deletes are normal and occur often, as your district's CEDARS data changes from submission to submission.

The logical delete threshold is exceeded when you have more logical deletes than CEDARS expects, based on the Logical Delete Threshold Settings set for your district.

CEDARS compares the number of logical delete records in a file with the total number of records in the file. If the number of logically delete records is higher than the Logical Delete Threshold Settings percentage, the submission will be stopped from loading into CEDARS.

For example, your district's logical delete threshold for File A, Location, is set to 10% and you have 10 records in the Location File. If 2 records are flagged for logical delete, you will have reached or exceeded the logical delete threshold (2 out of 10 = 20% which is higher than your threshold of 10%).

When a CEDARS submission has exceeded the logical delete threshold in one or more files, the entire submission is stopped from loading into CEDARS. This is an opportunity for districts to review and confirm the data that is being changed or is now missing in the most recent submission. See the section "What does exceeding the logical delete threshold look like?" below for more information.

## Where do I view and change the Logical Delete Threshold Settings?

In CEDARS, go to the Submissions tab and click on Logical Delete Threshold Settings on the left. This shows you the logical delete threshold setting, as a percentage, for each Source Table. A Source Table is the table within OSPI's CEDARS database where records are stored. These are close, but not exactly the same as the CEDARS Files. District Student File B and Staff File F have two Source Tables.

To make a change, click in the Source Table field you would like to change, delete what is currently there, and input the number you would like the new percentage to be. Then click the Save button. You can see when and by whom a change was last made, at the bottom of the page, above the Save and Cancel buttons.

The screenshot displays the 'Logical Delete Thresholds' configuration page. The table below lists the source tables and their current threshold percentages. Callout boxes provide context for specific entries.

Source Table	Threshold (%)
Location	25
StudentSchedule	25
Staff	25
StaffSchedule	20
StaffDemographic	25
CourseCatalog	25
StudentGradeHistory	25
DistrictStudentEnrollment	25
SchoolStudentEnrollment	25
DistrictStudentDemographic	25
StudentProgram	25
StudentSpecialEd	25
StudentBilingual	25
StudentMealStatus	25
StudentRace	25
StudentEthnicity	25
StudentAbsence	50
StudentDiscipline	25
LAPStudentGrowth	2
StudentExclusionaryDiscipline	2

Callout boxes explain the following:

- Staff and StaffSchedule: These are two separate tables in the CEDARS database at OSPI, but come from one submission file in a District CEDARS submission (File F, Staff).
- DistrictStudentEnrollment and SchoolStudentEnrollment: These are two separate tables in the CEDARS database at OSPI, but come from one submission file in a District CEDARS submission (File B, District Student).
- StudentProgram, StudentSpecialEd, StudentBilingual, and StudentMealStatus: These are two separate tables in the CEDARS database at OSPI, but come from one submission file in a District CEDARS submission (File I, Student Attributes and Programs).

At the bottom of the page, it states: "Last Saved on 1/14/2019 by" followed by a user name field and "Save" and "Cancel" buttons.

OSPI does not make recommendations on what your district's threshold settings should be. The needs can be different for each district. However, we do not recommend a threshold setting of 100%, outside of extreme circumstances. If you have questions regarding this, please let us know.

## What does exceeding the logical delete threshold look like?

In CEDARS, go to the Submissions tab. You will then be on the Dashboard page. If your submission has exceeded the logical delete threshold, you will see the following screen on your Submissions dashboard.

1. The Submissions Status says “submission submitted”
2. The Logical Delete Threshold Reached column will have the word “Yes” for the school year that has a submission that has exceeded the logical delete threshold.
3. The progress bar will be on Step 5 Logical Delete in red.
4. The Current Status will say “Your CEDARS submission has exceeded the logical delete threshold for one or more files.


The screenshot shows the CEDARS Submissions dashboard. At the top, there is a navigation bar with tabs: Home, Submissions (selected), SSID, Reports, Students, Courses, Staff, Location, Student Records Exchange, Search Students, and Admin. A 'Logout' link is visible in the top right corner. Below the navigation bar, there is a sidebar on the left with a 'Dashboard' link and several expandable sections: 'Submission Exceptions', 'Submission List', 'Logical Delete Threshold Settings', and 'Validations'. The main content area is titled 'Submissions' and contains a table labeled 'Submissions by School Year'. The table has columns for School Year, Submission Id, Date Submitted, Submission Status, Logical Delete Threshold Reached, and Override Threshold Warning. The 2019 row is highlighted in orange and shows 'submission submitted' status and 'Yes' for the Logical Delete Threshold Reached column. Below the table, there is a section for '2019 CEDARS Submission' with a progress bar. The progress bar has six steps: 1. File Received (green checkmark), 2. File Structure Check (green checkmark), 3. Data Validation (yellow warning icon), 4. Hold (green checkmark), 5. Logical Delete (red X icon), and 6. Load to CEDARS (grey arrow). A red circle with the number 3 is positioned below the Logical Delete step. Below the progress bar, there are two tabs: 'Submission Details' (selected) and 'Submission Exceptions'. The 'Submission Details' tab shows: Submission Id: 514275, Filename: [redacted], School Year: 2018-2019, Submitted on: Friday, January 4, 2019. To the right of these details is a 'Current Status' section with a yellow warning box containing the text: 'Your CEDARS submission has exceeded the logical delete threshold for one or more files.' with a red circle containing the number 4. Below the warning box is a link: 'Click here to view your logical delete details'. At the bottom of the 'Current Status' section, it says: 'Your submission contains errors. Click the Submission Exceptions tab to view validation errors.'


School Year	Submission Id	Date Submitted	Submission Status	Logical Delete Threshold Reached	Override Threshold Warning
2019	514275	1/4/2019	submission submitted	Yes	No
2018	502430	10/5/2018	submission processed	No	No
2017	505152	10/18/2018	submission processed	No	No
2016	338699	9/15/2016	submission processed	No	No
2015	268373	9/30/2015	submission submitted	Yes	No
2014	199567	9/5/2014	submission processed	No	No
2013	152689	9/6/2013	submission processed	No	No
2012	106117	8/31/2012	submission processed	No	No
2011	70786	8/23/2011	submission processed	No	No
2010	31933	7/30/2010	submission submitted	Yes	No

Under “Current Status,” click the link that says, “Click here to view your logical delete details.”



**Current Status:**

 **Your CEDARS submission has exceeded the logical delete threshold for one or more files.**

[Click here to view your logical delete details](#) 


Your submission contains errors.  
Click the **Submission Exceptions** tab to view validation errors

A popup window will open with your logical delete details. Logical Delete Details are separated by Source Table. A Source Table is the table within OSPI's CEDARS database where records are stored. These are close to, but not exactly the same as the CEDARS Files. District Student File B and Staff File F have two Source Tables.



## File Information

School Year : 2019 File Name : [REDACTED] Date Submitted : 1/4/2019

 This submission has exceeded the logical delete threshold for one or more files.  
Please tell us how you'd like OSPI to proceed with this submission using the YES/NO options below.

Source Table	Logical Delete Count	New	Threshold Setting	Threshold Reached?	
Location	0	0	5.0 %	No	
Student Schedule	5804	0	5.0 %	Yes	
Staff	55	4	5.0 %	No	
Staff Schedule	411	0	10.0 %	No	
Staff Demographic	0	0	5.0 %	No	
Course Catalog	287	0	25.0 %	Yes	
District Student Enrollment	1	3	25.0 %	No	
School Student Enrollment	1	3	25.0 %	No	
District Student Demographic	1	0	25.0 %	No	
Student Program and Student Meal Status	0	8	25.0 %	No	
Student SpecialEd	0	8	107	25.0 %	No
Student Bilingual	0	0	0	25.0 %	No
Student Race	1	3	748	25.0 %	No
Student Ethnicity	1	3	706	25.0 %	No
Student Absence	19	1122	3641	50.0 %	No
LAP Student Growth	0	0	41	2.0 %	No
Student Exclusionary Discipline	8	1	12	2.0 %	Yes

Do you wish to continue loading this submission, and logically delete the identified records?

These are two separate tables in the CEDARS database at OSPI, but come from one submission file in a District CEDARS submission (File F, Staff).

These are two separate tables in the CEDARS database at OSPI, but come from one submission file in a District CEDARS submission (File F, Staff).

Please select the source table to view the logical delete details.


Source Table :

Pending Logical Delete

The files that exceeded the logical delete threshold will be red in color. You can then click in the Source Table dropdown, check the Pending Logical Delete box, and click View.

### File Information



School Year : 2019 File Name : [ ] Date Submitted : 1/4/2019


 This submission has exceeded the logical delete threshold for one or more files.  
Please tell us how you'd like OSPI to proceed with this submission using the YES/NO options below.


Source Table	Logical Delete Count	New Record Count	Total Record Count	Threshold Setting	Threshold Reached?
Location	0	0	2	25.0 %	No
Student Schedule	5804	0	5804	25.0 %	Yes
Staff	35	43	140	25.0 %	No
Staff Schedule	411	0	411	100.0 %	No
Staff Demographic	0	0	39	25.0 %	No
Course Catalog	287	0	287	25.0 %	Yes
District Student Enrollment	1	3	703	25.0 %	No
School Student Enrollment	1	3	703	25.0 %	No
District Student Demographic	1	0	703	25.0 %	No
Student Program and Student Meal Status	0	8	542	25.0 %	No
Student SpecialEd	0	8	107	25.0 %	No
Student Bilingual	0	0	0	25.0 %	No
Student Race	1	3	748	25.0 %	No
Student Ethnicity	1	3	706	25.0 %	No
Student Absence	19	1122	3641	50.0 %	No
LAP Student Growth	0	0	41	2.0 %	No
Student Exclusionary Discipline	8	1	12	2.0 %	Yes

**Do you wish to continue loading this submission, and logically delete the identified records?**

Please select the source table to view the logical delete details.

Source Table :    **1**

Pending Logical Delete  **2**

 **3**

Note: Downloaded results are limited to 65535 records.

You can either view the records in the browser window or download the logical delete details to an excel spreadsheet. Each tab in the spreadsheet will represent a file from the Source Table.

Please note: CEDARS will display the records that are pending logical delete, but is unable to tell you WHY a record is pending logical delete (see “How do records get logically deleted in CEDARS in this FAQ”).

## What do I do if my submission exceeds the logical delete threshold?

First, we recommend reviewing the records that are pending logical delete. You have multiple options when a CEDARS submission exceeds the logical delete threshold:

Option 1: Tell CEDARS to continue loading the submission, and logically delete the identified records.

- To do this, click the Yes button next to the question “Do you wish to continue loading this submission, and logically delete the identified records?”
- You will be asked “Are you sure you have reviewed all pending logical delete records and wish to confirm that they be removed (logically deleted) from CEDARS?” Click OK if you are sure.
- The page will then display a message stating, “You have previously indicated that OSPI should load the submission into CEDARS. If you’d like to change this selection, please use the YES/NO options above.”
- The submission is now queued to load into CEDARS the evening.

Please note: you can change your mind and click No even if you have clicked Yes, as long as it’s before the nightly CEDARS load job begins. You would access this pop up the same way as before.

Source Table	Logical Delete Count	New Record Count	Total Record Count	Threshold Setting	Threshold Reached?
Location	0	0	2	25.0 %	No
Student Schedule	5804	0	5804	25.0 %	Yes
Staff	35	43	140	25.0 %	No
Staff Schedule	411	0	411	100.0 %	No
Staff Demographic	0	0	39	25.0 %	No
Course Catalog	287	0	287	25.0 %	Yes
District Student Enrollment	1	3	703	25.0 %	No
School Student Enrollment	1	3	703	25.0 %	No
District Student Demographic	1	0	703	25.0 %	No
Student Program and Student Meal Status	0	8	542	25.0 %	No
Student SpecialEd	0	8	107	25.0 %	No
Student Bilingual	0	0	0	25.0 %	No
Student Race	1	3	748	25.0 %	No
Student Ethnicity	1	3	706	25.0 %	No
Student Absence	19	1122	3641	50.0 %	No
LAP Student Growth	0	0	41	2.0 %	No
Student Exclusionary Discipline	8	1	12	2.0 %	Yes

**Do you wish to continue loading this submission, and logically delete the identified records?**

Source Table	Logical Delete Count	New Record Count	Total Record Count	Threshold Setting	Threshold Reached?
Student Enrollment	1	3	703	25.0 %	No
Student Enrollment	1	3	703	25.0 %	No

Are you sure you have reviewed all pending logical delete records and wish to confirm that they be removed (logically deleted) from CEDARS?

Source Table	Logical Delete Count	New Record Count	Total Record Count	Threshold Setting	Threshold Reached?
Location	0	0	2	25.0 %	No
Student Schedule	5804	0	5804	25.0 %	Yes
Staff	35	43	140	25.0 %	No
Staff Schedule	411	0	411	100.0 %	No
Staff Demographic	0	0	39	25.0 %	No
Course Catalog	287	0	287	25.0 %	Yes
District Student Enrollment	1	3	703	25.0 %	No
School Student Enrollment	1	3	703	25.0 %	No
District Student Demographic	1	0	703	25.0 %	No
Student Program and Student Meal Status	0	8	542	25.0 %	No
Student SpecialEd	0	8	107	25.0 %	No
Student Bilingual	0	0	0	25.0 %	No
Student Race	1	3	748	25.0 %	No
Student Ethnicity	1	3	706	25.0 %	No
Student Absence	19	1122	3641	50.0 %	No
LAP Student Growth	0	0	41	2.0 %	No
Student Exclusionary Discipline	8	1	12	2.0 %	Yes


**Do you wish to continue loading this submission, and logically delete the identified records?**

 You have previously indicated that OSPI should load this submission into CEDARS. If you'd like to change this selection, please use the YES/NO options above.

Option 2: Tell CEDARS not to load the submission.

- To do this, click the No button next to the question “Do you wish to continue loading this submission, and logically delete the identified records?”
- The page will then display a message stating, “You have previously indicated that OSPI should NOT load the submission into CEDARS. If you’d like to change this selection, please use the YES/NO options above.”
- This will remain until you send another submission.

Source Table	Logical Delete Count	New Record Count	Total Record Count	Threshold Setting	Threshold Reached?
Location	0	0	2	25.0 %	No
Student Schedule	5804	0	5804	25.0 %	Yes
Staff	35	43	140	25.0 %	No
Staff Schedule	411	0	411	100.0 %	No
Staff Demographic	0	0	39	25.0 %	No
Course Catalog	287	0	287	25.0 %	Yes
District Student Enrollment	1	3	703	25.0 %	No
School Student Enrollment	1	3	703	25.0 %	No
District Student Demographic	1	0	703	25.0 %	No
Student Program and Student Meal Status	0	8	542	25.0 %	No
Student SpecialEd	0	8	107	25.0 %	No
Student Bilingual	0	0	0	25.0 %	No
Student Race	1	3	748	25.0 %	No
Student Ethnicity	1	3	706	25.0 %	No
Student Absence	19	1122	3641	50.0 %	No
LAP Student Growth	0	0	41	2.0 %	No
Student Exclusionary Discipline	8	1	12	2.0 %	Yes

**Do you wish to continue loading this submission, and logically delete the identified records?**   

Please note: you are able to change your mind and click Yes even if you have clicked No, as long as it’s before the nightly CEDARS load job begins. You would access this pop up the same way as before.

Option 3: Take no action in CEDARS.

- CEDARS will not load the submission.
- If you take no action, and send another submission to CEDARS with the same or more changes than the one that exceeded the logical delete threshold, the logical delete check will be done again. Your submission will likely exceed the logical delete threshold again, since it is being compared to the last successfully loaded submission.

### Can I send another submission the same day I accept a logical delete?

Technically, yes. You can send another submission the same day you accept a logical delete, but whether you *should* send another submission depends on the situation.

1. If the new submission is for the same school year that you accepted a logical delete for that day, then no, do not send another submission.

**Example:** If a submission for 2018-2019 exceeds the logical delete threshold, you accept the logical delete, then submit another 2018-2019 submission the same day, the new submission will override the one waiting to load. More often than not, the new submission will contain the same data, and will exceed the logical delete threshold again and the data will not load until you accept the logical delete threshold for the new submission. This could result in a delay of your data loading into CEDARS that night.

2. If the new submission is for a different school year than the submission, you accepted the logical delete for, then yes. A submission that exceeds the logical delete threshold will not process until the logical delete has been accepted. Once you accept the logical delete, the submission will load that evening. CEDARS has the ability to load one submission, per school year, per school district each night.

**Example:** If a submission for 2018-2019 exceeds the logical delete threshold, you accept the logical delete, then submit a 2017-2018 submission the same day, the 2017-2018 submission will not override the 2018-2019 submission waiting to load.

## Can I see what records have been logically deleted after CEDARS loads a submission?

Yes. In CEDARS, click on the Submissions tab, Submission List, select the school year you wish to view information for, then click on the File Name that you would like to see data for.

**Submissions**

**Submission List**

School Year: 2018-2019

School Year	File Name	Date Submitted	Submission Status	Logical Delete	Threshold Exceeded	Override	Threshold Warning
2019	0000_CEDARS_20190104_20182019_RECEIVED_20190104_15243034.ZIP	4/2019 10:27 PM	submission processed	No			No
2019	0000_CEDARS_20190104_20182019_RECEIVED_20190104_10151567.ZIP	1/4/2019 10:27 AM	submission submitted	No			No
2019	0000_CEDARS_20181228_20182019_RECEIVED_20190103_10185710.ZIP	1/3/2019 10:19 AM	submission processed	Yes			Yes
2019	0000_CEDARS_20181228_20182019_RECEIVED_20190103_10102675.ZIP	1/3/2019 10:10 AM	submission submitted	No			No
2019	0000_CEDARS_20181128_20182019_RECEIVED_20181128_16301309.ZIP	11/28/2018 4:59 PM	submission processed	No			No
2019	0000_CEDARS_20181126_20182019_RECEIVED_20181126_16301996.ZIP	11/26/2018 4:48 PM	submission processed	No			No

If the submission has loaded into CEDARS, you will be able to view Logical Delete, New Record, and Update to Existing Record.

### File Information

School Year : 2019 File Name : [redacted] Date Submitted : 1/4/2019

Source Table	Logical Delete Count	New Record Count	Total Record Count	Threshold Setting	Threshold Reached?
Location	0	0	13	2.0 %	No
Student Schedule	0	29458	29458	15.0 %	No
Staff	0	473	478	15.0 %	No
Staff Schedule	0	2013	2013	15.0 %	No
Staff Demographic	0	202	204	15.0 %	No
Course Catalog	0	803	803	15.0 %	No
District Student Enrollment	1	18	3935	15.0 %	No
School Student Enrollment	2	24	4073	15.0 %	No
District Student Demographic	1	15	3875	15.0 %	No
Student Program and Student Meal Status	18	12	4955	15.0 %	No
Student SpecialEd	0	3	758	15.0 %	No
Student Bilingual	0	2	490	15.0 %	No
Student Race	1	17	4329	15.0 %	No
Student Ethnicity	2	16	3948	15.0 %	No
Student Absence	90	955	28785	15.0 %	No
LAP Student Growth	0	0	0	50.0 %	No
Student Exclusionary Discipline	0	0	43	30.0 %	No

Please select the source table to view the logical delete details.

Source Table : Location

Logical Delete  New Record  Update to Existing Record

**View**

Note: Downloaded results are limited to 15,000 records.

You can only view logical delete details for the most recent submission for the school year. If you click on the File Name of a previous submission, you will see limited information.

## Can I see what records have been logically deleted if the threshold has not been exceeded?

Yes, you would do this in the same way as described in “Can I see what records have been logically deleted after CEDARS loads a submission.”

## How do I know if the submission has processed successfully?

If you have said Yes to override your Logical Delete Threshold being exceeded, check CEDARS the following day to see if your submission has processed successfully overnight. In CEDARS, go to the Submissions tab. You will then be on the Dashboard page. If your submission has processed successfully, you will see the following screen on your Submissions dashboard.

1. The Submission Status is “submission processed”
2. The progress bar will be on Step 6 Load to CEDARS
3. The Current Status will say “Your CEDARS submission was loaded successfully.”

The screenshot displays the CEDARS Submissions dashboard. At the top, there is a navigation menu with tabs: Home, Submissions (selected), SSID, Reports, Students, Courses, Staff, Location, Student Records Exchange, Search Students, and Admin. Below the navigation, there is a sidebar on the left with a 'Dashboard' link and several expandable sections: Submission Exceptions, Submission List, Logical Delete Threshold Settings, and Validations. The main content area is titled 'Submissions' and features a 'Submissions by School Year' table. The table has columns for School Year, Submission Id, Date Submitted, Submission Status, Logical Delete Threshold Reached, and Override Threshold Warning. The 2019 submission (Id: 514275) is highlighted in orange and shows a status of 'submission processed', 'Logical Delete Threshold Reached' as 'Yes', and 'Override Threshold Warning' as 'Yes'. Below the table, there is a '2019 CEDARS Submission' progress bar with six steps: 1. File Received, 2. File Structure Check, 3. Data Validation, 4. Hold, 5. Logical Delete, and 6. Load to CEDARS. Step 6 is the active step, indicated by a green checkmark and a red '2' in a circle. Below the progress bar, there are two tabs: 'Submission Details' (selected) and 'Submission Exceptions'. The 'Submission Details' tab shows the Submission Id (514275), Filename (redacted), School Year (2018-2019), and Submitted on (Friday, January 4, 2019). To the right of the details, there is a 'Current Status' section with a green checkmark icon and the text 'Your CEDARS submission was loaded successfully.' (marked with a red '3' in a circle). Below this, a message states: 'Your submission contains errors. Click the Submission Exceptions tab to view validation errors.'

School Year	Submission Id	Date Submitted	Submission Status	Logical Delete Threshold Reached	Override Threshold Warning
2019	514275	1/4/2019	submission processed	Yes	Yes
2018	502430	10/5/2018	submission processed	No	No
2017	505152	10/18/2018	submission processed	No	No
2016	338699	9/15/2016	submission processed	No	No
2015	268373	9/30/2015	submission submitted	Yes	No
2014	199567	9/5/2014	submission processed	No	No
2013	152689	9/6/2013	submission processed	No	No
2012	106117	8/31/2012	submission processed	No	No
2011	70786	8/23/2011	submission processed	No	No
2010	31933	7/30/2010	submission submitted	Yes	No

## You should NEVER accept a logical delete if

If every file in your submission exceeds the logical delete threshold, and every Source Table is red, DO NOT click Yes to load the submission. Contact OSPI Customer Support. Clicking Yes, and loading the file into CEDARS will more than likely logically delete all of the data that is currently in CEDARS and replace it with null values.

The logical delete details will look like this.

### File Information

School Year : 2018 File Name :  Date Submitted : 1/14/2019



This submission has exceeded the logical delete threshold for one or more files.

Please tell us how you'd like OSPI to proceed with this submission using the YES/NO options below.

Source Table	Logical Delete Count	New Record Count	Total Record Count	Threshold Setting	Threshold Reached?
Location	9	0	9	2.0 %	Yes
Student Schedule	20855	0	20855	50.0 %	Yes
Staff	309	0	309	20.0 %	Yes
Staff Schedule	1565	0	1565	20.0 %	Yes
Staff Demographic	146	0	146	20.0 %	Yes
Course Catalog	658	0	658	20.0 %	Yes
District Student Enrollment	3007	0	3007	20.0 %	Yes
School Student Enrollment	3115	0	3115	20.0 %	Yes
District Student Demographic	2953	0	2953	20.0 %	Yes
Student Program and Student Meal Status	3463	0	3463	50.0 %	Yes
Student SpecialEd	675	0	675	30.0 %	Yes
Student Bilingual	30	0	30	30.0 %	Yes
Student Race	3138	0	3138	20.0 %	Yes
Student Ethnicity	2969	0	2969	20.0 %	Yes
Student Absence	57547	0	57547	40.0 %	Yes
Student Discipline	832	0	832	20.0 %	Yes
LAP Student Growth	431	0	431	50.0 %	Yes

Do you wish to continue loading this submission, and logically delete the identified records?

## Questions?

Contact OSPI Customer Support at [customersupport@k12.wa.us](mailto:customersupport@k12.wa.us).