

School Apportionment Hot Topics

WASBO Conference

May 2023



Washington Office of Superintendent of
PUBLIC INSTRUCTION

Presenter Information



Name: T.J. Kelly
Organization: OSPI
Title: Chief Financial Officer
Email: thomas.kelly@k12.wa.us



Name: Michelle Matakas
Organization: OSPI
Title: Director, School Apportionment
& Financial Services
Email: michelle.matakas@k12.wa.us



Major Funding Increases (2023–25 biennium)

- K–12 Salary Inflation \$1,360,000,000
- Special Education \$360,000,000
- CEP – State Obligation \$85,000,000
- Transportation Safety Net \$26,000,000
- Behavioral Health Programs \$15,000,000

Major Maintenance Level Increase

- Second Portion of SEL Staff Phase-in \$300,000,000

High Level Overview



Prototypical Model Changes

Regionalization Factors

Special Education Funding

Transportation

Transitional Kindergarten

Levy/LEA

ESSER Funds

Other Duties as Assigned

PSES Staff Phase-in Part II – Passed 2022

Staff Type	SY 2023–24			SY 2024–25		
Prototypical School	E	M	H	E	M	H
Guidance Counselor	0.827	1.550	2.882	0.993	1.716	3.039
School Nurses	0.416	0.612	0.582	0.585	0.888	0.824
Social Workers	0.222	0.060	0.089	0.311	0.088	0.127
Psychologists	0.075	0.016	0.035	0.104	0.024	0.049

PSES Compliance Reminders



Final SEL compliance calculations will be run in June Apportionment.



Deadlines for data to make sure it is accurate:

Final submission of contracted staff reporting is due **6/15/2023**

Corrections to your S275 staff reporting must be submitted by **06/19/2023**




There is no opportunity for waivers, appeals, or re-do's of these final calculations.



Please double check your data before the deadlines.

For help in estimating changes prior to June, visit posted [Compliance Calculator](#) in the 2022-23 Apportionment Attachments.



There will be no changes to FINAL PSES compliance calculations for the 2023–24 school year.



School Based Staff – 2023–24SY

Prototypical School	Elementary (K-6)	Middle (7-8)	High (9-12)
School Size (Student FTE)	400	432	600
Principals	1.253	1.353	1.880
Librarians	0.663	0.519	0.523
Counselor	0.827	1.550	2.882
School Nurses	0.416	0.612	0.582
Social Workers	0.222	0.060	0.089
Psychologists	0.075	0.016	0.035
Instructional Aides	0.936	0.700	0.652
School Office Support	2.012	2.325	3.269
Parent Involvement Coordinators	0.083	0.000	0.000
Student and Staff Safety	0.079	0.092	0.141
Facilities, Maintenance and Grounds	1.657	1.942	2.965

Student FTE Needed for 1.0 Staff FTE

Prototypical School	Elementary (K-6)	Middle (7-8)	High (9-12)
School Size (Student FTE)	400	432	600
Principals	319	319	319
Librarians	603	832	1,147
Counselor	484	219	208
School Nurses	962	706	1,031
Social Workers	1,807	7,121	6,691
Psychologists	5,333	25,920	17,143
Instructional Aides	427	617	921
School Office Support	199	186	184
Parent Involvement Coordinators	4,848	0	0
Student and Staff Safety	5,076	4,673	4,255
Facilities, Maintenance and Grounds	241	222	202

Materials, Supplies, Operating Costs (MSOC)

Category	2023-24 SY General Education	2023-24 SY General Education	2023-24 SY Add'l Grades 9-12	2023-24 SY Add'l Grades 9-12
Total Per Student FTE	\$1,483.44	\$1,514.59	\$200.23	\$204.43
Technology	\$178.98	\$182.72	\$44.04	\$44.97
Utilities and Insurance	\$416.26	\$425.01	\$0.00	\$0.00
Curriculum and Textbooks	\$164.48	\$167.94	\$48.06	\$49.06
Other Supplies	\$326.54	\$333.40	\$94.07	\$96.04
Library Materials	\$22.65	\$23.13	\$6.05	\$6.18
Instr Professional Development	\$25.44	\$25.97	\$8.01	\$8.18
Facilities Maintenance	\$206.22	\$210.55	\$0.00	\$0.00
Security and Central Office	\$142.87	\$145.87	\$0.00	\$0.00

Running Start Rates



K-12 Compensation Inflationary Increase


ESB 5650 – Changes the way IPD is defined for SALARY inflations only: Beginning with SY 2024-25, IPD is the “previous calendar year as of the beginning of the school year”

2023–25 Biennium

2023 Session

Funded inflation for 2023-2025 biennium for salaries is 3.7% for SY 2023-24 and 3.9% for SY 2024-25.*

Min. and Max. Salary for 2023–24



School Year	IPD	Minimum	Min w/ 5 yrs	Maximum
2017-18	-	40,000	44,000	90,000
2018-19	1.9%	40,760	44,836	91,710
2019-20	2.0%	41,575	45,733	93,544
2020-21	1.6%	42,240	46,464	95,041
2021-22	2.0%	43,085	47,394	96,942
2022-23	5.5%	45,455	50,001	102,274
2023-24	3.7%	47,137	51,851	106,058

Regionalization and Experience Mix

Both experience mix and regionalization rates were rebased this legislative session

Same methodology from original rates were used to rebase district regionalization factors

Final SY 2021-22 S275 staff data was used to rebase experience mix

You will not find this policy spelled out in bill or budget language. It is reflected in the LEAP document and is part of the John Jenft budget driver sheet.

If your district sees an increase in regionalization factor or experience mix, the full impact of the increase happens in SY 2023-24.

CAS/CLS Staff – Regionalization

20 districts receive
increase in
regionalization –
change effective SY
2023-24

28 districts receive
decrease in
regionalization – step-
down effective over
two years

CIS Staff – Regionalization AND Experience Mix

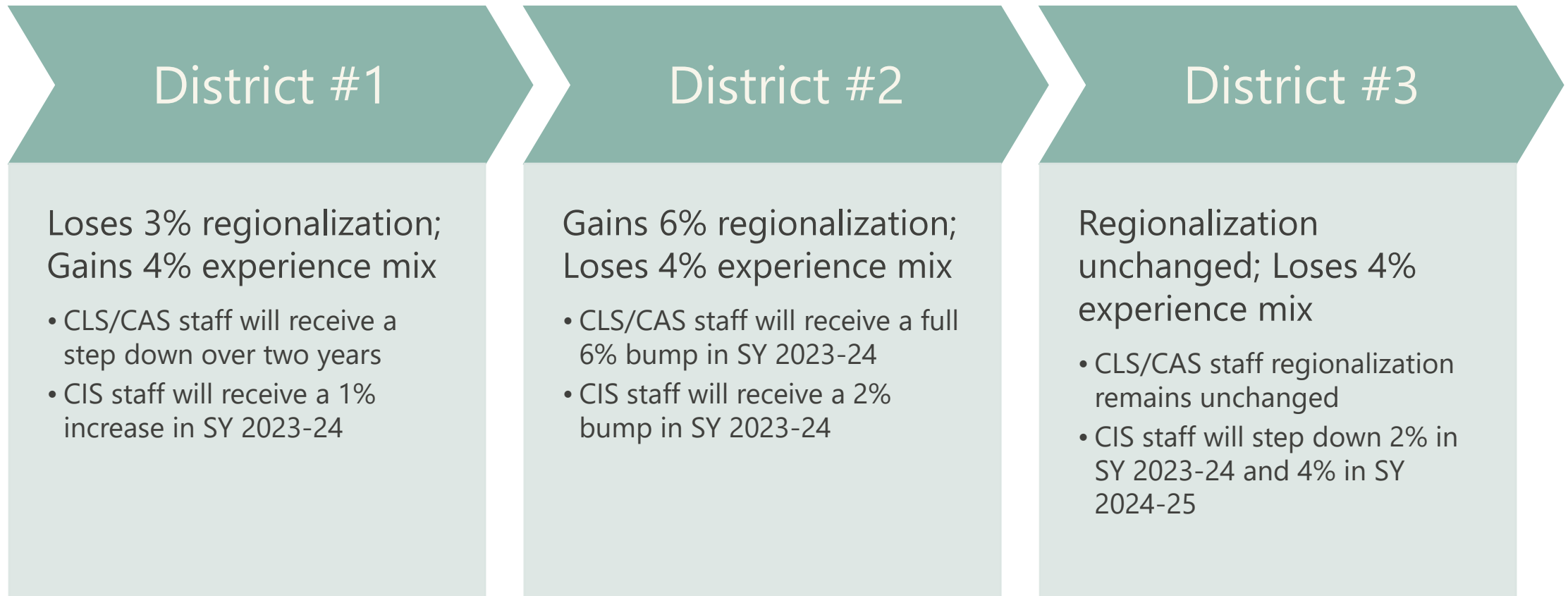
Same 20 districts receive an increase, and 28 districts receive a decrease in regionalization

- Increase effective immediately in SY 2023-24, decrease impact depends on experience mix

22 districts receive an experience mix that did not have one in SY 2022-23, 31 districts lose experience mix

- Districts losing regionalization or experience mix for CIS staff receive a step down if net combined change of both regionalization AND experience mix is less for SY 2023-24 than SY 2022-23.

Regionalization & Experience Mix Rebase – Example Scenarios CIS Staff



Salary & Health Benefits

Staff Type	Salary	Fringe Maintenance	Fringe Increase	Insurance Rate
Certificated Instructional Staff (CIS)	\$75,419	17.97%	17.33%	\$1,122
Classified Staff (CLS)	\$54,103	22.06%	18.56%	\$1,573
Certificated Administrative Staff (CAS)	\$111,950	17.97%	17.33%	\$1,122

- It is expected that the Unfunded Actuarial Accrued Liability (UAAL) rates will be fully funded soon and therefore the employer contribution to these rates should be going down considerably beginning 9/1/2023
 - Anticipated SY 2023-24 DRS rates are: TRS – 9.68%, PERS – 9.04%, SERS – 10.91%
- Budget also realizes some of this savings in passthrough with reduction benefit rates SY 2023-24

Special Education Funding – OSPI Request

- Removal of the 13.5% enrollment cap.
- Phase-in of the tiered multiplier as follows:

Tier	Current	2023-24SY	2024-25SY	2025-26SY	2026-27SY
Birth to Pre-K	1.150	1.175	1.180	1.190	1.200
Less than or equal to 80% in BEA setting	0.995	1.325	1.3359	1.3444	1.3486
Greater than 80% in BEA setting	1.0075	1.337	1.3484	1.3569	1.3611

- 2023–25 biennial fiscal impact \$972,000,000

Special Education Funding

- Increases the special education funding cap from 13.5% to 15% effective with the 2023–24 school year.
- Funding multipliers are increases for the 2023–24 school year as follows:

Age Group	2022-23SY	2023-24SY
Birth to Pre-K	1.15	1.20
Greater than 80% in BEA setting	1.0075	1.12
Less than or equal to 80% in BEA setting	0.995	1.06

Special Education Funding: 3121 Revenue



ESHB 1436 Creates directs JLARC and SAO in consultation with OSPI to study SpEd 3121 carve out funding and report by 11/2024

Beginning SY 2023-24 through SY 2026-27 changes to 3121% - Changes:

Base Allocation starts with SY 2022-23

- Greater than 30%, no change
- Minimum 20%
- Less than 300 enrollment no change
- If 3121% increases more than 5% in any school year, 1% may be reduce for that school year from the 2022-23 percentage

Transportation



Transportation safety net funding continues:

\$13,000,000 for FY 2024

\$13,000,000 for FY 2025

We will gladly accept feedback on our methodology regarding how we determine the distribution of these funds.

Transportation safety net funding is not considered basic education.

No changes to the STARS formula.

No changes to the alternate funding grant program.

Transitional Kindergarten (2SHB 1550)

- The Transition to Kindergarten program is established.
- The program is not basic education (not an entitlement for all students, as they must be screened for eligibility).
- Funding allocated for this program must be used for students in this program.
- Funded through the prototypical school funding model.
- Funded with the following resources:
 - General Fund State (FY 2024).....\$5,172,000
 - General Fund State (FY 2025).....\$67,008,000
 - General Fund – Federal (CRRSA/GEER).....\$41,848,000

2SHB 1550 - Funding Slide #1

- Funded through the following prototypical model components:
 - Class Size (17) - including substitutes
 - Elementary School Based Staff
 - Materials, Supplies, and Operating Costs
 - Learning Assistance Program
 - Learning Assistance Program – High Poverty
 - Transportation (RCW 28A.160.150 through 28A.160.192)

2SHB 1550 - Funding Slide #2

- Through related statutes, TK students will also:
 - Generate Special Education Funding
 - Contribute to K-3 Class Size Compliance – Requires Rulemaking
 - Contribute to SEL Staff Compliance – Requires Rulemaking
- No changes to how these students are counted for STARS allocations.
- No changes to how these students are counted for child nutrition meal programs.
- OSPI is currently reviewing the allowability of including these FTE in Levy and Local Effort Assistance calculations.

2SHB 1550 – System Impacts Slide #1

- A new program code will be established:
 - 09 – Transition to Kindergarten (S-275, F-195, F-196)
- Enrollment will be collected separately in the P223.
- A new TK field will be added to the K-3 class size monthly reporting.
- Two new revenue codes will be added:
 - 4109 – State Special Purpose – Transition to Kindergarten
 - 6109 – Federal Special Purpose – Transition to Kindergarten
- A new GL Code will be added GL 823 – Restricted for Carryover of Transition to Kindergarten Revenue (F-195, F-196)

2SHB 1550 – System Impact Slide #2

- F-203 for this year will include a new enrollment field plus a single revenue field into which you will input estimated revenue calculated in an Excel tool.
- A new report will be added to the apportionment system for the 2023–24 school year.
- A new report will be added to the F-203 prior to the 2024–25 school year.

2SHB 1550 – More to Come

- We will continue to navigate through the legislative changes and keep districts informed as quickly as possible as major funding decisions or proposed rule changes move forward through the implementation process.

Levy and LEA Impacts



The decision on including TK enrollment in Levy/LEA calculations is pending.



OSPI will make LEA payments whole using state funding provided specifically for LEA in section 1511 of the 2023 supplemental budget.

April HH short pay Payments will be made whole in May apportionment in Revenue 3300-01.



Supplemental budget includes additional \$31.6 m LEA funding, OSPI will pay this in May apportionment revenue 3300-01

ESSER Funds (90% Allocation to LEAs)

- Districts will have continued and uninterrupted access to the ESSER funds provided to them in the following form package:
 - FP 120 (ESSER II)
 - FP 159 (ESSER III 80%)
 - FP 153 (ESSER III 20%)
- Year 3 ESSER reporting to the Feds is due tomorrow, May 4th.
- Please spend your ESSER funds in alignment with allowable federal purposes before current federal deadlines.
- The sooner the better.

ESSER Spend Rate (90% Allocation to LEAs)

Source	Total	Remaining Balance	Monthly Spend	Obligation Deadline
ESSER I	\$195,448,717	\$209,070	n/a	Sept 2022
ESSER II	\$742,735,274	\$67,037,648	\$8,193,696	Sept 2023
ESSER III (20%)	\$333,897,247	\$146,533,574	\$6,907,859	Sept 2024
ESSER III (80%)	\$1,338,412,591	\$698,858,408	\$38,830,961	Sept 2024

- The liquidation deadline for ESSER II is January 29, 2024.
- Do not expect to be granted an extended liquidation period.
- Spend your funds before the liquidation deadline.

ESSER Funds (10% SEA Set-Aside)

- The budget removes the authority for OSPI to spend \$93 million of ESSER III on learning recovery efforts in fiscal year 2023.
- OSPI has already spent roughly \$27 million of these dollars, \$9 million of which is in closed fiscal years.
- The expectation is for OSPI to transfer ESSER III expenditures back to ESSER II.
- We are currently working through solutions with OFM and statewide accounting.
- Source of funds may change for grant recipients.

SAFS Systems & Tools – Updates

Systems Roll-out for SY 2023-24


- F203 – mid to late May; pending new 3121% and TTK revenue field
- F195/F195F – end of May; pending new TTK account codes & reporting
- “Growing Pains” with F195/F195F/F200/F196 new systems – working on cleaning up all the connections between systems needed re-established after the system upgrades

Budgeting Tools:

- Multi-Year Tool – Updated with Conference Budget this week
- Final Poverty to be used for LAP, HiPov Lap and Enh Guidance Counselor Funding – Posted
- F780 Final CY 2023 out – PreBallot levy and worksheet for estimating CY 2023 – CY 2027 will be updated by week of 05/22/23

[Budget Preparations | OSPI \(www.k12.wa.us\)](http://www.k12.wa.us)

Apportionment System Study



- Feasibility study funded
 - \$72K in Supplemental – “in-kind” costs
 - \$716K total project, \$150K spent in FY23
- Need to complete the study
 - Estimated completion December 2023
- Original Estimated Cost 2021–23 biennium
 - \$250K – spent only \$125K and paused due to expanded scope & cost
- Original Estimated Timeline
 - December 2022

Expansion of Running Start FTE (2SHB1316)

- Increases the Running Start Super FTE to 1.40 FTE/AAFTE.
- Funding provided in the state budget models commences with the 2023–24 school year and applies to summer 2024.
- OSPI will be updating the Running Start Verification Form for the 2023–24 school year soon.
- Becky McLean will be going over the details of this change in the Enrollment Updates for the 2023–24 School Year presentation.

Depreciation Sub-Fund (SB 5403)

- School districts with less than 2,000 FTE.
- A district may, but is not required to, deposit up to 2% of the General Fund into the Depreciation Sub-Fund.
- Funds deposited into the sub-fund are for preventive facility or equipment maintenance or needs.
 - Examples: painting of facilities, replacement or renovation of roofing, exterior walls, windows, heating, air conditioning, and ventilation systems.
- OSPI will implement this through a GL code.

Fiscal Notes – 2023 Legislative Session

- Amy Kollar
- Jami Marcott
- Troy Klien
- Lindsey Ulrich
- Tisha Kuhn
- Daniel Jones
- Kirti ViJay
- Michelle Matakas
- Melissa Jarmon
- Becky McLean

Fiscal Notes – A General Conversation

- OSPI Process
- School District Fiscal Note Group
- Indeterminant Sections of Bills – OSPI Provides Ranges
- Build a School District Cost Estimator
- Options for the Legislature to Provide Funding
- Can we prove that the funds served the specific purpose?

Fiscal Session Wrap Up Webinar

- The OSPI fiscal team will be hosting a webinar on May 18th from 2:30 – 4 pm. If you would like to join, please register here: [Meeting Registration - Zoom](#).
- Leaders from our Capital, Transportation, and Child Nutrition teams will be participating.
- We will be able to give you another level of detail on the 2023-25 biennial budget.

Questions?

T.J. Kelly

Chief Financial Officer

thomas.kelly@k12.wa.us

360-725-6301

Michelle Matakas

Director, School Apportionment
& Financial Services

michelle.matakas@k12.wa.us

306-725-6019

Carrie Hert

Executive Assistant

carrie.hert@k12.wa.us

360-725-6111



Washington Office of Superintendent of
PUBLIC INSTRUCTION

Connect with us!



k12.wa.us



facebook.com/waospi



twitter.com/waospi



youtube.com/waospi



medium.com/waospi



linkedin.com/company/waospi