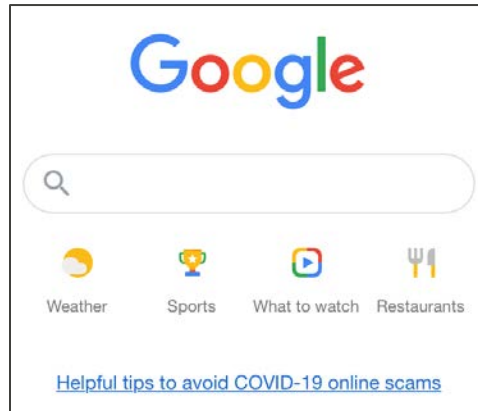
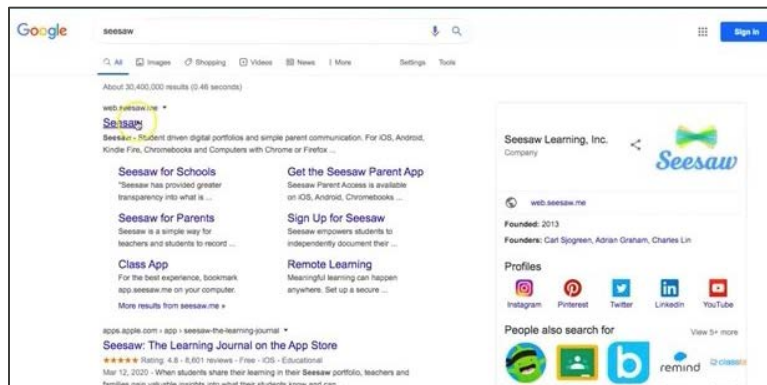


# Loore Laajrak ko ñan Deloñe SeeSaw

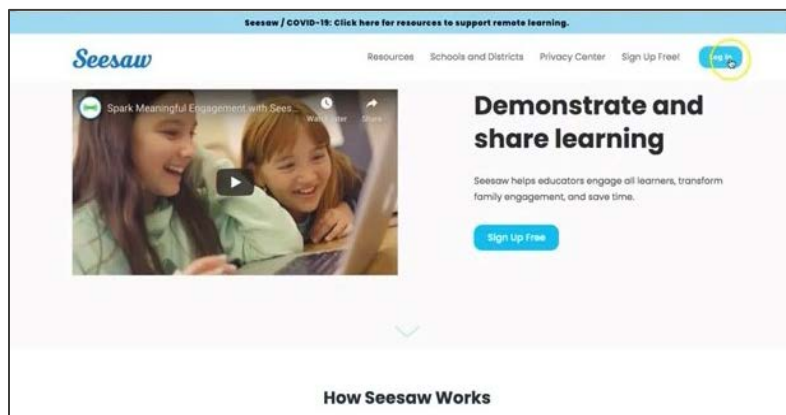
1. Kōjerbal mōttan eo ekkāältata an Chrome ak Firefox.
2. Etal ñan Internet browser eo am im taipwi: SeeSaw



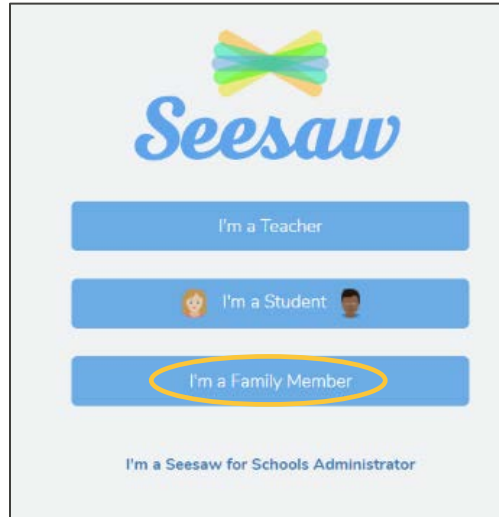
3. Ilo jikin kabok eo taipwi: Seesaw. Kelete ekkāälel eo kein kajuon.



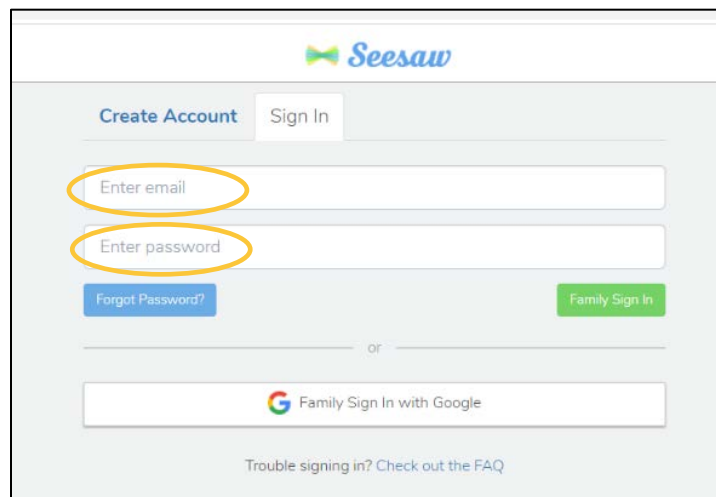
4. Ilo ijo itulōñ im itualmoon, kelet: KADELOÑ ETAM (LOGIN).



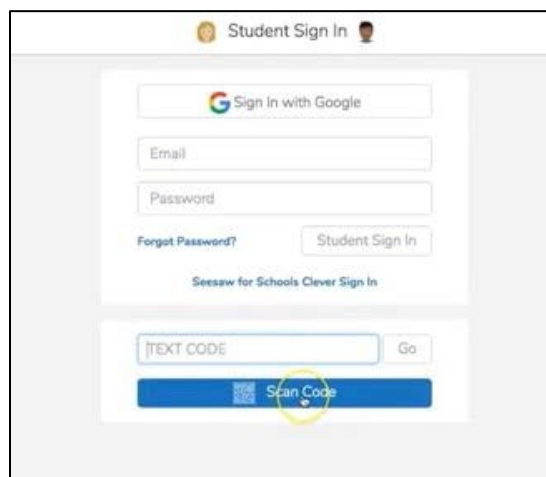
5. Kelet: Na juon Uwaan Baamle



6. Kadeloñ email im password eo am. Elañe ejellok am akkoun, jibede ijo ej ba Kõmman Akkoun. Ñe ejellok am kökkääle in Scan QR kebaak rijerbal in obje eo an jikuul eo am.



7. Elañe ewor am kökkääle in QR an kilaaj, kelet: KÖKKÄÄLE IN SCAN. Lolorjak am kõmelim an kombutor eo am kõjerbal camera eo am innem scan ae kökkääle eo.



8. Kwōnaj bed ilo beij in SeeSaw eo an kilaaj eo am.

The screenshot displays the SeeSaw Journal interface. At the top, it shows the user's account information: "Student account" and "Ruler". The main title is "Journal". On the right side, there is a sidebar with the text "A6 IEC Year 1/2 Phase 2 Student" and navigation options for "Journal", "Activities", and "Inbox". Below this, a "Class Journal" section lists several students: "Sample Student", "David", "Divyeta", "Gwenec", and "Harah".

The central area of the journal contains a phonics activity titled "In response to: oo or oo". It features a grid of words with the 'oo' sound highlighted in various colors. The words are arranged as follows:

oo = book	oo = spoon
book	tool
school	spoon
book	good
	noon
	hoop
	room

At the bottom right of the journal entry, the date "Mar 24, 2020" is visible, along with a "Comment" button and a three-dot menu icon.