


Improving Teacher and Principal Quality

Completing Title II, Part A Application Forms in EGMS

Title II, Part A Forms in the Consolidated Grant Application in EGMS



Overview of Consolidated Grant
Application (CGA) Navigation




Overview of Title II, Part A Budget



Walk Through of
Title II, Part A
Specific Forms

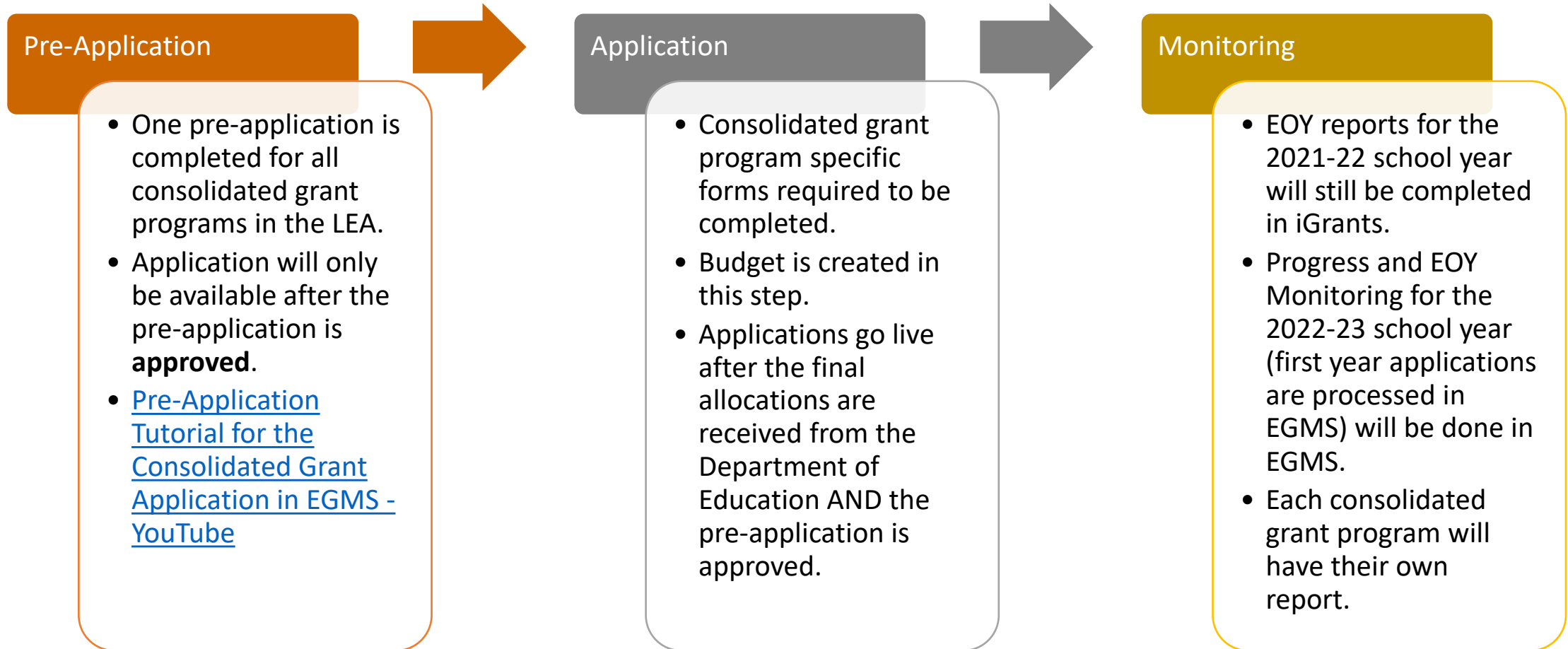
FP 239 – Title II, Part A - Class Size Reduction
FP 239 – Title II, Part A – Professional Learning
FP 239 – Title II, Part A – Equitable Services



Overview of Consolidated Grant Application (CGA) Navigation

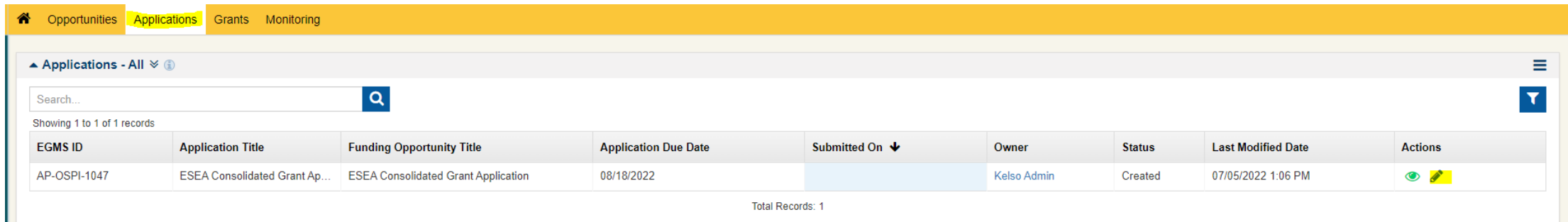


EGMS Cycle





Navigating the CGA

Log in to EGMS and *click* the **Applications** Tab from the menu at the top of the screen. Find your application and *click* the **blue pencil** under **actions** to edit the application.

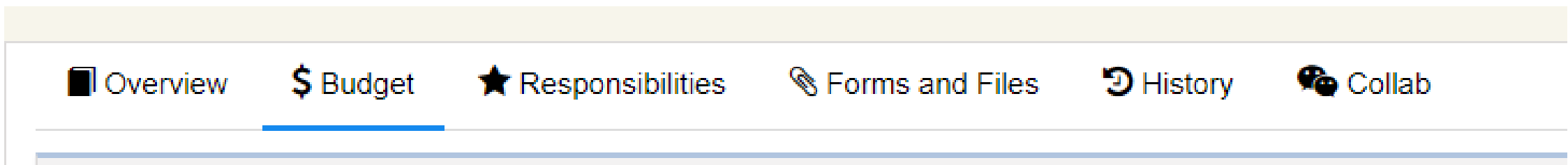



The screenshot shows the 'Applications' tab selected in the top navigation bar. Below the navigation bar is a search bar and a table of applications. The table has the following columns: EGMS ID, Application Title, Funding Opportunity Title, Application Due Date, Submitted On, Owner, Status, Last Modified Date, and Actions. There is one record in the table.

EGMS ID	Application Title	Funding Opportunity Title	Application Due Date	Submitted On ↓	Owner	Status	Last Modified Date	Actions
AP-OSPI-1047	ESEA Consolidated Grant Ap...	ESEA Consolidated Grant Application	08/18/2022		Kelso Admin	Created	07/05/2022 1:06 PM	 


Total Records: 1

The application is made up of six tabs. Each tab covers a different area of the application. Title II, Part A specific information is on the Budget and Forms and Files Tabs.





Overview of Title II, Part A Budget



\$ Budget Tab















Click the **\$Budget** tab on the **main menu**. Here you can review the total allocations for the federal grants available for your district, the indirect rate, and total budget expenditures. On the **Allocations and Indirect Costs table**, click the **blue pencil** under **Actions** to edit the indirect amount for **Title II Part A**. To keep your changes, click the **Save** button. If you need to exit without saving your changes, click the **blue refresh icon** under **Actions**.

Focus Area/Program 1	Allocation Amount	Maximum Indirect Allowed	Requested Indirect Amount	Allowed Budgeted Direct Expenditure	Budgeted Direct Expenditure	Actions
Title I, Part A	\$4,490,080.00	\$264,918.00	\$0.00	\$4,490,080.00	\$0.00	
Title I, Part C	\$21,000.00	\$1,240.00	\$0.00	\$21,000.00	\$0.00	
Title I, Part D	\$0.00	\$0.00	\$0.00	\$0.00	\$0.00	
Title I, Part D, Subpart 1	\$0.00	\$0.00	\$0.00	\$0.00	\$0.00	
Title I, Part D, Subpart 2	\$36,000.00	\$2,125.00	\$0.00	\$36,000.00	\$0.00	
Title II, Part A	\$508,827.00	\$30,022.00	0	\$508,827.00	\$50,000.00	
Title III, Part A	\$406,723.00	\$23,997.00	\$0.00	\$406,723.00	\$131,100.00	
Title IV, Part A	\$303,000.00	\$17,878.00	\$17,878.00	\$285,122.00	\$285,122.00	
Title V, Part B	\$16,000.00	\$945.00	\$0.00	\$16,000.00	\$0.00	
Total	\$5,781,630.00	\$341,125.00	\$17,878.00	\$5,763,752.00	\$466,222.00	



\$ Budget Details

Edit the **Budget Details** table by either *clicking* **Download in Excel** or by *clicking* the **blue pencil** under actions for the row you want to edit.

EGMS ID	Category Name	Debit Transfer	Credit Transfer	Salaries-Certificated	Salaries-Classified	Benefits & Payroll Taxes	Supplies Instr. Resources & Non-Capitalized	Purchased Services	Travel	Capital Outlay	Award Total	Actions
Focus Area : Title II, Part A												
AC-10963	21 Supervision-Instruction	\$0.00	\$0.00	\$0.00	\$0.00	\$0.00	\$0.00	\$0.00	\$0.00	\$0.00	\$0.00	 
AC-10962	23 Principal's Office	\$0.00	\$0.00	\$0.00	\$0.00	\$0.00	\$0.00	\$0.00	\$0.00	\$0.00	\$0.00	 
AC-10961	24 Guidance and Counseling	\$0.00	\$0.00	\$0.00	\$0.00	\$0.00	\$0.00	\$0.00	\$0.00	\$0.00	\$0.00	 
AC-10960	26 Health/Related Services	\$0.00	\$0.00	\$0.00	\$0.00	\$0.00	\$0.00	\$0.00	\$0.00	\$0.00	\$0.00	 
AC-10959	27 Teaching	\$0.00	\$0.00	\$0.00	\$0.00	\$0.00	\$0.00	\$0.00	\$0.00	\$0.00	\$0.00	 
AC-10958	31 Instructional Professional Dev	\$0.00	\$0.00	\$0.00	\$0.00	\$0.00	\$0.00	\$0.00	\$0.00	\$0.00	\$0.00	 
AC-10964	32 Instructional Technology	\$0.00	\$0.00	\$0.00	\$0.00	\$0.00	\$0.00	\$0.00	\$0.00	\$0.00	\$0.00	 
Total - Focus Area : Title II, Part A		\$0.00	\$0.00	\$0.00	\$0.00	\$0.00	\$0.00	\$0.00	\$0.00	\$0.00	\$0.00	

Detailed Budget Entry Screen

When you edit a single row a **Detailed Budget Entry Screen** will pop up. *Click* the **blue pencil** under **Actions** to edit the row. The subcategory defaults to N/A; please do not change as the subcategory field is used for Title IV only.

Detailed Budget Entry Screen

Focus Area: Title II, Part A
 Budget Category: 21 Supervision-Instruction
 Allocation Amount: \$508,827.00 Allowed Budgeted Direct Expenditure: \$508,827.00 Budgeted Direct Expenditure: \$0.00 Unbudgeted Amount: \$508,827.00

▲ AppLineItemsBySubCategory Add Rows


Subcategory ↑	Description	Debit Transfer	Credit Transfer	Salaries-Certificated	Salaries-Classified	Benefits & Payroll Taxes	Supplies Instr. Resources & Non-Capitalized	Purchased Services	Travel	Capital Outlay	Award Total	Total Project Cost	Actions
	21 Supervision-Instruction	\$0.00	\$0.00	\$0.00	\$0.00	\$0.00	\$0.00	\$0.00	\$0.00	\$0.00	\$0.00	\$0.00	 
		\$0.00	\$0.00	\$0.00	\$0.00	\$0.00	\$0.00	\$0.00	\$0.00	\$0.00	\$0.00	\$0.00	

Budget Resources



Detailed [directions](#) to edit the budget are online. Start at the 2:18:25 timestamp.





Walk-Through of Title II, Part A Specific Forms



Forms and Files Tab

Click the **Forms and Files** tab on the **main menu**. This is where you will enter all your grant specific information. Title II, Part A has three forms:

- Form **16 FP 239 – Title II, Part A – Class Size Reduction** | formerly page 3 in iGrants FP 239
- Form **17 FP 239 – Title II, Part A – Professional Learning Plans** | formerly pages 6 & 7 in iGrants FP 239
- Form **18 FP 239 – Title II, Part A – Equitable Services** | formerly page 8 in iGrants FP 239

To edit, *click* the blue **pencil** under Actions.

Form ID	Form Title	Status	Icon	User	Timestamp	Actions
16	FP 239 – Title II, Part A - Class Size Reduction	No	X	Kelso Admin	07/05/2022 1:14 PM	View Edit
17	FP 239 – Title II, Part A – Professional Learning Plans	No	X	Kelso Admin	07/05/2022 2:28 PM	View Edit
18	FP 239 – Title II, Part A – Equitable Services	No	X	Kelso Admin	06/13/2022 9:25 AM	View Edit



FP 239-Title II, Part A – Class Size Reduction

Question 1: Is the LEA requesting Title II, Part A funding for Class Size Reduction (CSR)? CSR models must be staffed with properly endorsed teachers with five or more years of experience. *Select Yes or No.*

▲ Title II, Part A Allowable Uses

Districts who are utilizing REAP Alternative Fund Use Authority should not complete this page.

The purpose of the federal [Title II, Part A](#) grant program is to increase academic achievement of all students by helping schools and districts strengthen the quality and effectiveness of teachers, principals, paraeducators, and other school leaders. This includes recruiting efforts, induction programs, professional learning, and educator retention. Title II, Part A provides supplemental funding to LEAs to help support effective instruction in order to positively impact student learning.


Allowable Uses of Title II, Part A Funding
Refer to the following resources for information about Title II, Part A allowable use of funds:

- [Instructions for Allowable Use of Title II, Part A Funds \(Washington State\)](#)
- [Building Systems of Support for Excellent Teaching and Leading \(2016 Non-Regulatory Guidance for Title II, Part A\)](#)
- [Improving Teacher Quality State Grants \(2006 Non-Regulatory Guidance for Title II, Part A\)](#)

*1. Is the LEA requesting Title II, Part A funding for Class Size Reduction (CSR)? CSR models must be staffed with properly endorsed teachers with five or more years of experience.

--None--

This field is required



Class Size Reduction Plan


Question 1: *Describe* the process and/or procedure used to determine the need for CSR. Section 2122(b) requires that expenditures of Title II, Part A funds be aligned to the needs identified through consultation. **Respond in Text Box**

Question 2: *Describe* how this CSR is expected to have a substantial, measurable and positive impact on student academic achievement. **Respond in Text Box**

Question 3: *List* the name of the school or schools, grade levels and content areas that will be served with this CSR. *List* schools and *select* each content area

▲ Name of the school or schools, grade levels and content areas that will be served with this CSR ⓘ

Schools List New Save ☰

* Records are sorted by Last Modified Date  Ascending order

School Building Name	Grade Level(s)	Content Area	Number of Students per Teacher - Before CSR	Number of Students per Teacher - After CSR	Actions
<input type="text" value="Search..."/>	<input type="text"/>	<input type="text"/>	<input type="text"/>	<input type="text"/>	<input type="button" value="X"/>
<small>Field is required</small>	<small>Field is required</small>	<small>Field is required</small>	<small>Field is required</small>	<small>Field is required</small>	
No Records Found					

you start typing. There are many schools in Washington with the same name. To ensure that you are entering the same name that the system uses, the School List button will open a new window and list all the schools in your LEA.



Class Size Reduction Plan Continued...

Question 4: What is the model for this CSR, and how does it align with research-identified best practices? **Respond in Text Box**

Question 5: Are schools where class size reduction will be implemented:

Question 5a: Identified as having the largest “average” class size in comparison with other schools in your LEA? **Select Yes or No**

Question 5b: Identified as having greater numbers of students from low-income families or students of color? **Select Yes or No**

Question 6a: Were Title II, Part A funds used for this same CSR in the past?
Select Yes or No

Question 6b: If Yes, please provide the most recent evidence that CSR is having a positive impact on the academic performance of students not meeting state standards, (i.e., DIEBELS, MAP, FAST, SBA, Common Core-aligned assessments, etc.)

Respond in Text Box



Class Size Reduction Endorsement Requirement

LEAs using Title II, Part A funds for class size reduction must provide supporting documentation that teachers meet endorsement requirements at the time they are placed in the assignment. Click **New** to enter a teacher, then click **Save**. Click **New** again if you have more than one teacher.

For each teacher, provide the following information: **Teacher Name, Certificate Number, Building Assignment, Content Area Assignment, Years in Grade Level, Years in Content Area.**

▲ Endorsement Requirements Table Schools List **New** **Save** ☰

Local Education Agencies using Title II, Part A funds for class size reduction must provide supporting documentation that teachers meet endorsement requirements at the time they are placed in the assignment.

For each teacher, provide the following information below * Records are sorted by Last Modified Date ascending order

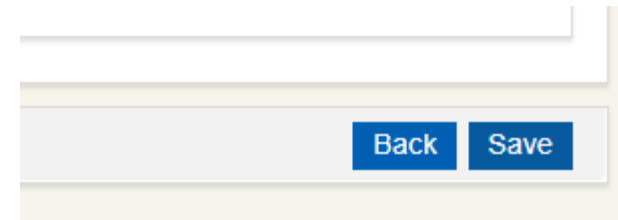
Teacher Name	Certification Number	Building Assignment	Content Area Assignment:	Years in Grade Level:	Years in Content Area	Actions
<input type="text"/> <small>Field is required</small>	<input type="text"/> <small>Field is required</small>	<input type="text" value="Search..."/> <small>Field is required</small>	<input type="text"/> <small>Field is required</small>	<input type="text"/> <small>Field is required</small>	<input type="text"/> <small>Field is required</small>	✖
No Records Found						



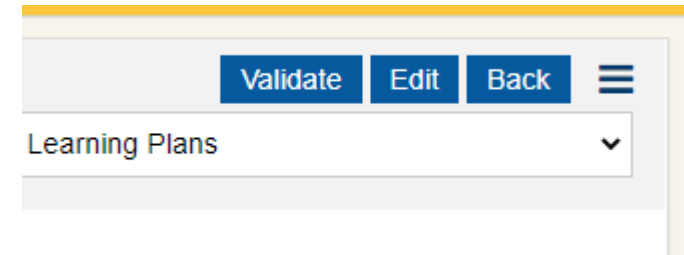
Validating a Form

Validation is the process of the system checking for any errors on the form.

Click the blue **Save** button at the bottom of the page.



Scroll to the top of the screen and *click* the blue **Validate** button.



If there are any errors, they will appear at the top of the screen. Once all errors are resolved, the form will validate and redirect to the **Forms and Files Tab**.



PLP Section 1: Consultation

Question 1: Meaningful consultation is required by ESSA Section 2102(b)(3)(A). Identify the educational partners the LEA collaborated within the planning of professional learning activities to be carried out with Title II, Part A funds. **Check all that apply**

- Students
- Parents/Families (required)
- Teachers (required)
- Principals and other school leaders (required)
- Paraeducators and/or organizations representing paras (required)
- Community Members (required)
- Charter School Leaders (required if Charter school operating within the LEA's geographic boundaries)
- Counselors
- School or District Improvement Teams
- Parent Advisory Committees

PLP Section 1: Consultation

Question 2: The consultation must include seeking advice regarding (1) how best to improve the local educational agency's activities to meet the purpose of this title, and (2) coordinating the local educational agency's activities under this part with other related strategies, programs, and activities being conducted in the community. Identify the methods the LEA used for this purpose.

Check all that apply.

- Surveys
- Panels
- Interviews
- Continuous improvement teams
- Other (please specify)

PLP Section 2: Closing the Opportunity Gap

Title II, Part A focuses attention on addressing the learning outcomes of students at highest risk of not meeting the state's academic standards. LEAs have a responsibility to provide professional learning opportunities to enable teachers to:

- Teach and address the needs of students with different learning styles, particularly students with disabilities, students with special learning needs (including students who are gifted and talented), and students with limited English proficiency.
- Improve student behavior in the classroom and identify interventions to help students in the categories listed above.
- Involve parents in the education of their children.
- Understand and use data and assessments to improve classroom practice and student learning.

Describe how your LEA provides professional learning for teachers to ensure they are prepared to address learning needs and provide assistance for the families of students in the categories listed above.

Respond in Text Box

PLP Section 3: Staffing FTE

Question 1: Will the LEA use Title II, Part A funds for certificated salaries? **Select Yes or No**

Question 2: If yes, *complete* the table below.

▲ Object 2 – Salaries Certified



* Records are sorted by Sort Order ascending order

Showing 1 to 8 of 8 records

Item	Description ⓘ	F.T.E.	Funding Amount	Actions
Class Size Reduction			\$0	
Coaches			\$0	
ESAs			\$0	
Mentors			\$0	
Stipends/Extra Hours			\$0	
Substitutes			\$0	
TOSAs			\$0	
Other			\$0	
Estimated Total			\$0	

PLP Section 4: Teacher/Principal Recruitment

Question 1: Select all the boxes that best describe how Title II, Part A funds will be used for recruitment activities: *Mark all checkboxes* that apply

Question 2: Describe how the LEA is using Title II, Part A funds to improve the recruitment and placement of culturally competent and responsive educators, especially educators from underrepresented minority groups, to meet the needs of diverse student populations. *Respond* in **Text Box**

- In-state teacher recruiting
- Out-of-state teacher recruiting
- In-state principal recruiting
- Out-of-state principal recruiting
- Attend job fairs
- Advertise job postings
- LEA travel for recruitment
- Signing bonuses or other financial incentives for hard to fill positions
- Build or expand partnerships with teacher preparation programs
- Build or expand partnerships with principal preparation programs
- Recruit paraeducators for alternate route to teaching programs
- Financial incentives for alternate route to teaching programs
- Reimbursement for endorsement assessments
- Other (please specify)



PLP Section 4: Teacher/Principal Retention

Question 1: Select all the boxes that best describe how Title II, Part A funds will be used for retention activities:

*Mark all **checkboxes** that apply*

Question 2: Describe how the LEA is using Title II, Part A funds to improve the retention of competent and responsive educators, especially educators from underrepresented minority groups, to meet the needs of diverse student populations.

*Respond in **Text Box***

- Develop a cadre of trained mentor teachers who are compensated to mentor new teachers
- Develop a cadre of trained mentor principals who are compensated to mentor new principals
- Provide organizational support for teachers pursuing National Board Certification
- Coaching for experienced teachers
- Stipends for additional training/professional learning
- Financial incentives for staying in the
- Financial incentives for hard to fill positions
- Provide organizational structures to monitor and provide feedback on key working conditions that affect teacher retention
- Opportunities to participate in a community of practice
- Other (please specify)



PLP Section 4: Teacher/Principal Induction

Question 1: Select all the boxes that best describe how Title II, Part A funds will be used for induction activities: *Mark all checkboxes* that apply

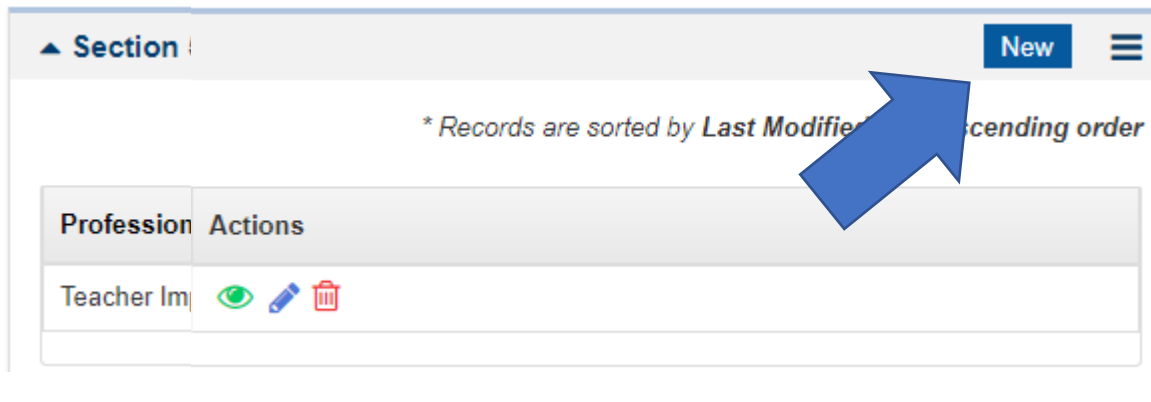
Question 2: Describe how the LEA is using Title II, Part A funds to improve the support and induction of competent and responsive educators, especially educators from underrepresented minority groups, to meet the needs of diverse student populations. *Respond* in **Text Box**

- Mentorship programs for novice teachers
- Leadership development programs for novice principals
- Training in the adopted instructional framework and evaluation practices
- Curriculum or content area professional learning for new and new-to-district teachers
- On-going professional learning for novice teachers in key areas impacting teacher attrition Stipends for new teacher participation in professional learning and trainings
- Protected or compensated time for one-on-one mentoring Job-embedded coaching Opportunities to participate in a community of practice
- Other (please specify)






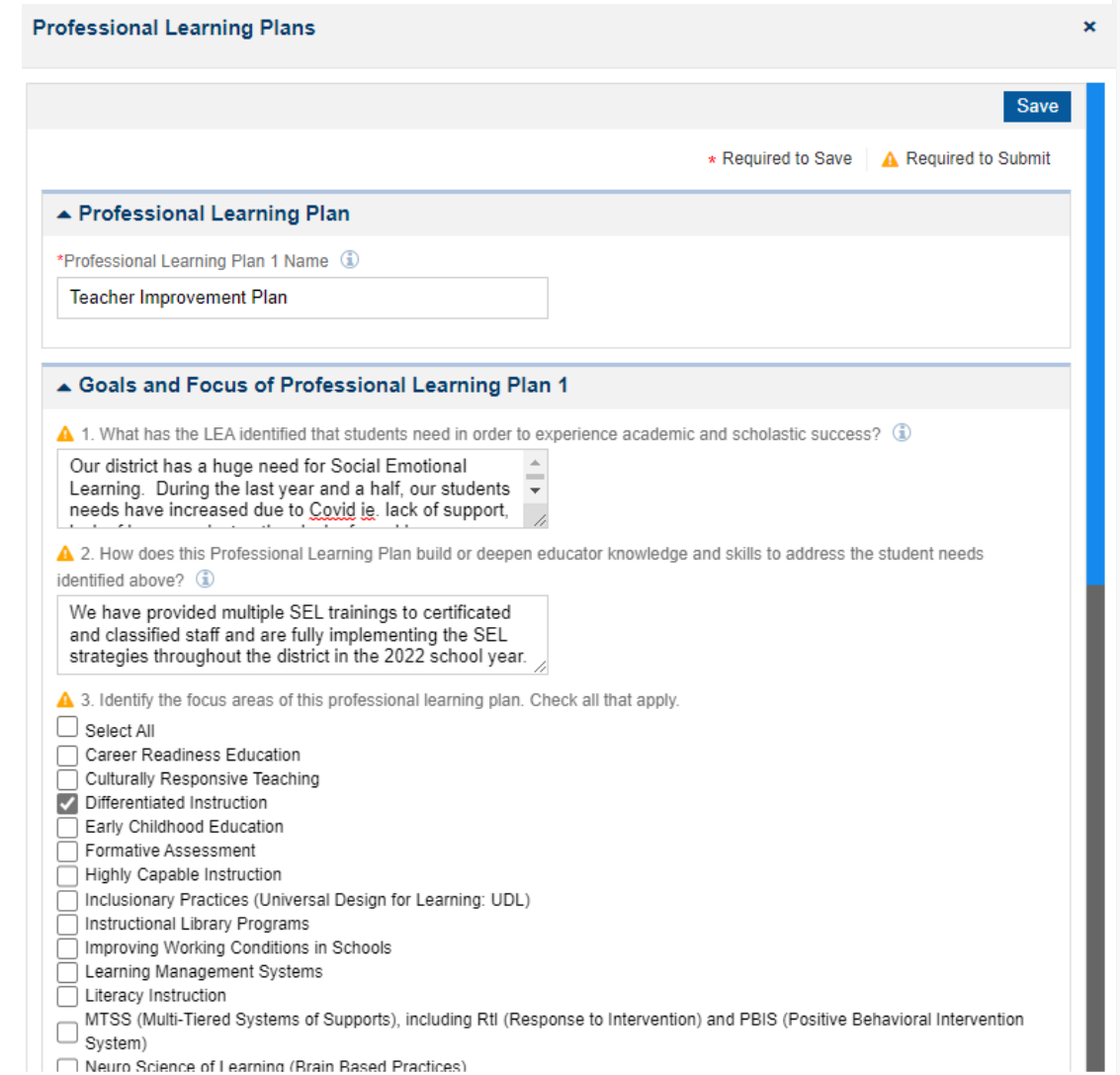
PLP Section 5: Professional Learning Plans

Click the blue **New** button to open the Professional Learning Plan pop up window. Multiple Professional Learning Plans may be added by *clicking* the blue **New** button.



The screenshot shows a table with a header row containing 'Section' and a 'New' button. Below the table, a blue arrow points to the 'New' button. The table has a column for 'Profession' and 'Actions'. A row is visible for 'Teacher Im' with icons for viewing, editing, and deleting.

Section	Actions
Teacher Im	  



The screenshot shows the 'Professional Learning Plans' form. It includes a 'Save' button, a 'Required to Save' indicator, and a 'Required to Submit' indicator. The form has several sections: 'Professional Learning Plan' with a text input for the name (filled with 'Teacher Improvement Plan'), 'Goals and Focus of Professional Learning Plan 1' with three numbered questions, and a list of focus areas with checkboxes.

Professional Learning Plan

*Professional Learning Plan 1 Name ⓘ
Teacher Improvement Plan

Goals and Focus of Professional Learning Plan 1

⚠ 1. What has the LEA identified that students need in order to experience academic and scholastic success? ⓘ
Our district has a huge need for Social Emotional Learning. During the last year and a half, our students needs have increased due to Covid ie. lack of support,

⚠ 2. How does this Professional Learning Plan build or deepen educator knowledge and skills to address the student needs identified above? ⓘ
We have provided multiple SEL trainings to certificated and classified staff and are fully implementing the SEL strategies throughout the district in the 2022 school year.

⚠ 3. Identify the focus areas of this professional learning plan. Check all that apply.

- Select All
- Career Readiness Education
- Culturally Responsive Teaching
- Differentiated Instruction
- Early Childhood Education
- Formative Assessment
- Highly Capable Instruction
- Inclusionary Practices (Universal Design for Learning: UDL)
- Instructional Library Programs
- Improving Working Conditions in Schools
- Learning Management Systems
- Literacy Instruction
- MTSS (Multi-Tiered Systems of Supports), including RtI (Response to Intervention) and PBIS (Positive Behavioral Intervention System)
- Neuro Science of Learning (Brain Based Practices)



PLP Section 5 Pop Up: Goals and Focus

Professional Learning Plan 1 Name:

Respond in Text Box

Question 1: What has the LEA identified that students need in order to experience academic and scholastic success? **Respond in Text Box**

Question 2: How does this Professional Learning Plan build or deepen educator knowledge and skills to address the student needs identified above?

Respond in Text Box

Question 3: Identify the focus areas of this professional learning plan.

Check all that apply

- Career Readiness Education
- Culturally Responsive Teaching
- Differentiated Instruction
- Early Childhood Education
- Formative Assessment
- Highly Capable Instruction
- Inclusionary Practices
- Instructional Library Programs
- Improving Working Conditions in Schools
- Learning Management Systems
- Literacy Instruction
- MTSS including RtI and PBIS
- Neuroscience of Learning
- Next Generation Standards
- Race and Equity
- Recognizing and Preventing Child Sexual Abuse
- STEM and Computer Science
- Student Trauma/Mental Health
- Teacher and Principal Evaluation
- Technology Integration
- Washington State Learning Standards
- 21st Century Skills
- Other, Please specify



PLP Section 5 Pop Up: Activities

Question 1. Who will participate in the professional learning activities identified above? **Check all that apply**

- Certificated Staff
- Principals/Assistant Principals
- Other School Leaders (such as ESAs who provide instruction)
- Instructional Paraeducators
- Private School Teachers

Question 2: Describe the activities that will be conducted as part of this professional learning plan. **Respond in Text Box**

Question 3: How will the LEA monitor the transference of professional learning into classroom or school-wide practices that positively impact student learning and ensure that the professional learning is sustained over time? **Respond in Text Box**

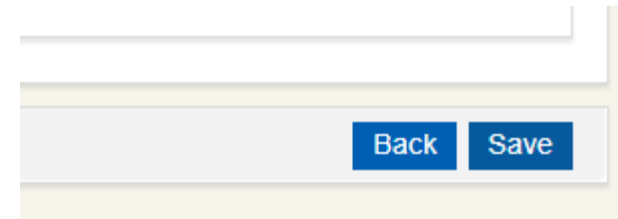
*Click the blue **Save** icon.*



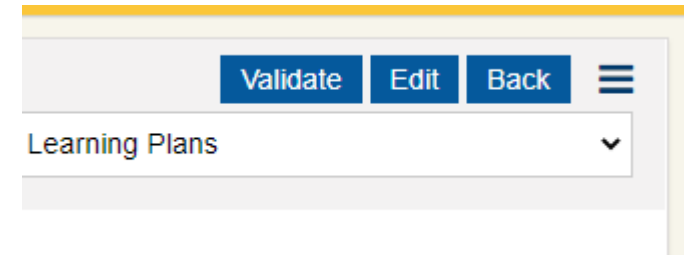
Validating a Form

Validation is the process of the system checking for any errors on the form.

Click the blue **Save** button at the bottom of the page.



Scroll to the top of the screen and *click* the blue **Validate** button.



If there are any errors, they will appear at the top of the screen. Once all errors are resolved, the form will validate and redirect to the **Forms and Files Tab**.



FP 239 Title II, Part A Equitable Services

Choose the appropriate response: **Select one Radio Button**

- The LEA does not have any private schools participating in our LEA's Title II, Part A equitable services as shown below in Table 2.

Note: For monitoring and auditing purposes, the LEA needs to file documentation for any private schools who decline services, as well as file documentation for any private schools who were unresponsive to multiple contacts including sending a registered letter with a 10-day window.

- There are private schools in this LEA and at least one chooses to participate in Title II, Part A.

Note: The LEA must upload the Affirmation of Consultation documentation into the Private School Participation in Federal Programs Application in EDS.

Equitable Services Table I Private School Proportionate Share

Question 1a: Click the **LEA Student Enrollment** hyperlink and look up the enrollment number for your district. Enter it in this field.

Question 2b: Enter the amount transferred FROM Title IIA to another program, if applicable.

Question 2c: Enter the Title IIA indirect amount claimed on the **Budget tab**, if applicable.

Question 2d: Enter the amount transferred TO Title IIA from other programs, if applicable.

Question 2e: If funds are transferred TO Title IIA from another program, enter the indirect amount, if applicable.

1. Number of Students

▲ **LEA Student Enrollment** as of October of previous year. (Click the link to see student enrollment)

4,994

b. Participating **Private School Enrollment**. (Click the link to see student enrollment)

102

c. Total Enrollment

5,096

2. Title II, Part A FFY Current Year Per Pupil Rate

a. Title II, Part A LEA Allocation

\$508,827

b. Amount LEA transferred FROM Title II, Part A to other programs by exercising transferability option.

0.00

▲ c. Enter LEA Title II, Part A Indirect Costs (from Title II, Part A Budget).

32,000.00

d. Amount LEA transferred FROM Title IV, Part A into Title II, Part A by exercising transferability option.

e. Enter LEA Title IV, Part A Indirect Costs if transferred into Title II, Part A (from Title IV, Part A, budget)

f. Revised Title II, Part A Allocation for Title II, Part A.

\$5,749,630.00

g. Title II, Part A Per Pupil Rate

\$1,128

3. Equitable Services Amount (Rounded Up)

Amount LEA must reserve for equitable services for participating private schools.

\$115,083



Equitable Services



Table 2 LEA Private Schools

This table will prepopulate with the information already reported to OSPI. The system defaults to using a formula to calculate the per pupil rate. If the information in the table is correct, move on to **Table 3**.

Be cautious making changes to this table, as it displays data previously reported. Changes to this table can be made by *clicking* the blue **Pencil** under Actions. Changes made to **Table 2** will be reflected on **Table 1**.

▲ Table 2: LEA Private Schools ☰

* Records are sorted by Last Modified Date ascending order

Private School Name	Private School Building Number	Private School Participating in Equitable Services	Eligible Pupil Count	Method of Per Pupil Calculation	Per Pupil Equitable Share	If Formula, Total Equitable Services Allocation Per Private School	If Other, enter Total Equitable Services Allocation Per Private School	Actions
Family House Academy	8347	Yes	102	Formula	\$1,128.26	\$115,082.86		 

Equitable Services

Table 3 Professional Learning Activities



Table 3 lists all the private schools found on Table 2. *Click* the blue **Pencil** under Actions to open a pop-up window, where the private school's professional learning plan needs to be recorded.

Note: If **Table 2** was edited so that a private school was not participating in Title IIA equitable services, the school will still appear on **Table 3** and action must be taken.

▲ Table 3: Private Schools in Title II, Part A Professional Learning Activities



* Records are sorted by Last Modified Date ascending order

School Name	Building Number Formula	Actions
Family House Academy	8347	 

Equitable Services Pop Up Professional Learning Activities

Is the private school taking part in:

- LEA-Sponsored Professional Learning
- Private School-Designed Professional Learning*
- Reversed Decision to Participate or Became Ineligible

*If the private school is designing their own activities, use the **text box** to briefly *describe* them.

Private School

Private School Name:
Family House Academy

⚠ Please check the applicable options below

- Select All
- LEA-Sponsored Professional Learning
- Private School-Designed Professional Learning
- Reversed Decision to Participate or Became Ineligible

Complete the table below for each private school listed in Table 2. Indicate whether they plan to participate in:

- LEA - sponsored professional learning activities
- Private school-designed professional learning activities

Check both boxes if the private school plans to participate in both types of professional learning activities (i.e., LEA-sponsored and Private school-designed). Please refresh this form if you do not see the schools you added in Table 2 above.

If the private school is participating in professional learning activities designed by the private school, briefly describe the professional learning activities and how it meets Title II, Part A guidelines.

Please briefly describe the specific activities to be undertaken by the private school related to this focus area. ⓘ

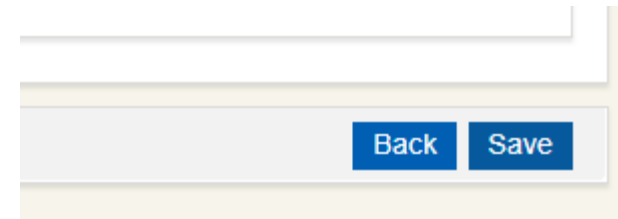
[Save](#)



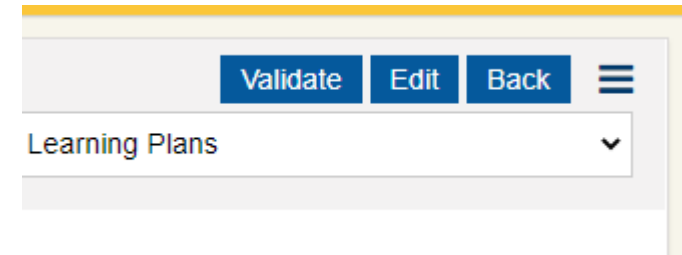
Validating a Form

Validation is the process of the system checking for any errors on the form.

Click the blue **Save** button at the bottom of the page.



Scroll to the top of the screen and *click* the blue **Validate** button.



If there are any errors, they will appear at the top of the screen. Once all errors are resolved, the form will validate and redirect to the **Forms and Files Tab**.



Contact Information



**EGMS questions including preapplication,
adding users, logging in, budget, etc.**

egms.support@k12.wa.us
[Consolidated Grant Application Office Hours](#)
[Registration](#)

Title II Part A questions

title2a@k12.wa.us
[Office Hours](#)